

PTC REFERRAL SECRETS 2.0 Free eBook

**HOW TO GET UNLIMITED, INSTANT, ACTIVE,
DIRECT REFERRALS ON AUTO-PILOT 24x7
FOR 'NEOBUX' OR ANY 'PTC OR PTR'!
GUARANTEED!**

Open source document!

This document is not protected by International Copyright laws.
You may distribute this material anywhere and by
any means.



LEGAL DISCLAIMER:

This book is solely for informational and entertainment purposes only. This book does not guarantee that the reader or anyone else who follows the advice of the author will actually earn any income whatsoever. Any money that you choose to forfeit, submit, invest, divulge, use, spend, exhaust, squander, waste, splurge or expend on any or a combination of more than one of the programs or techniques mentioned within the author's teachings shall be done at your own risk and expense.

You also agree not to hold the author or the publisher of this publication legally liable for any money of yours that is lost, scammed, swindled, or cheated as a result of your discretionary choice to follow the advice of the author. The author is neither a financial nor a legal expert. Therefore, please take the utmost discretion when choosing to implement any of the methods, techniques or programs that the author may mention in this publication.

CONTENTS

- **Basic Concepts**
- **'PTC Referral Secrets' Method With Proof**
- **Example → Killer Blog**
- **Example → Killer Campaign Ad**
- **Make More Money By Disconnecting Internet Connection**
- **Must Have Products For Your Internet Business**
- **Make Money Instantly With This Report**
- **Conclusion**

How to Get Referrals for PTC Sites?

- ❖ Advertise on PTC sites with links (view ads) and banners
- ❖ Tell friends and family
- ❖ Traffic exchanges
- ❖ Referral exchanges
- ❖ Forum signatures
- ❖ Purchase referrals
- ❖ PPC (Pay Per Click) like Google Adwords etc.,
- ❖ Social Bookmarking or Networking and many more..

■ Advertising on PTC sites with links and banners

→ **Highly Targetted** - This works great for PTCs but you have to spend money and advertise **individually in each PTC site** manually for your each affiliate site. Link advertising is too much cost in some popular PTCs. Banner advertising is better. About banner codes you will learn in the following pages.

■ Tell friends and family → Only gets limited referrals.

■ Traffic Exchanges, Referral Exchanges, Forum signatures → This works great, you will get referrals guarantee, but you have to spend more and more time, at least 1 or 2 hours daily.

■ Purchase Referrals → This is very good, but no guarantee of active referrals and not all PTCs offers this (most sites offer only rented referrals).

■ PPC → Google Adwords etc., -- This works great, but costs more and only some PTC sites are offering this (as publishers).

- **Social Bookmarking or Networking** → Twitter, Facebook, etc.,

All the above methods work great for getting referrals and most of them need more and more time and efforts. I tried most of the above methods and got some referrals. But doing all those things manually is exhausting and very time consuming.

So, don't waste time. Get active direct referrals on Auto-Pilot (24 x 7). Because 'Time Is Money'.

PTC Referral Secrets Method – I

At that time I found Bidvertiser (also PPC) and it gave me \$20 in free clicks after joining. I used \$20 and got many referrals. After joining Bidvertiser, everything changed, I am getting referrals on auto-pilot and it needs only <5 minutes daily to monitor the campaign.

Most of the PTC & PTR sites are using Bidvertiser as publishers. When you advertise in Bidvertiser, your ad will be shown to **100s of targeted sites 24x7** on Auto-Pilot.

Done Selecting

Language Filter ?
English

- Hardware - (56 sites)
- Home Business & Get Paid To Surf/Read... - (862 sites)
- Multimedia & Graphic Design - (151 sites)
- Networking - (49 sites)
- Operating Systems - (34 sites)
- Programming - (103 sites)

Computer & Internet ▶ Home Business & Get Paid To Surf/Read... (852 Sites)

<< First < Prev 1 2 3 4 5 6 7 8 Next > Last >>

Page 1/86

Site	Impressions	More Info
A.W.Surveys The New Survey Experience www.awsurveys.com	500K +	More Info
PTC50 : Welcome To PTC50! Click. Earn. Enjoy. need affordable advertising? want to make money just by looking at ads? well you can do it here at ptc50! signing up is absolutely free!	100K - 500K	More Info
www.quickrewardsnetwork.com www.quickrewardsnetwork.com	100K - 500K	More Info

You see, there are 100s of PTCs, PTRs, Forums, Traffic Exchanges, Surveys, Blogs and lot of sites with 500K+ impressions.

Millions of members in these sites are like **You** in PTC business. **This is a goldmine!** You will get tons of referrals, instantly, daily..... So many new members are joining these sites daily. This is very helpful to sites like Neobux and other PTCs also.

I got 1000s of referrals for my favourite PTC sites from this **Secret**. And I am going to show you how to do the same.

1. **Join Bidvertiser:**
2. **Click 'Sign Up Now' in Advertisers:**

ADVERTISERS

Create and place your text ads on thousands of relevant websites

Run your ad on our pay per click advertising network and start receiving new targeted and easy-to-convert prospects in less than 10 minutes:

1. Browse our categorized directory of websites
2. Select the appropriate ones for your business
3. Set your desired geographic targeting
4. Create your text-ad
5. Set budget and capping
6. Your ad is up and running

[See Your Ad Here](#)
Place your ad on sites relevant to your business.
www.your-company-site.com

Sign Up Now

3. Fill the required fields and click 'Get Activation Code':

Create Account

Top Categories

- Arts & Humanities
- Automotive
- Business
- Computer & Internet
- Education & Reference
- Entertainment & Leisure
- Games
- Health & Fitness
- Lifestyle & Family
- Money & Finance
- Movies & TV
- Music & Radio
- News & Media
- Pets Home & Garden
- Science
- Shopping
- Society
- Sports
- Travel
- Web2.0 & Online Communities

Simply fill in the fields below to get started:

First Name :

Last Name :

Company Name :

Phone : (i.e. +61-05-8565-9403)

Email Address :

URL :

Choose your User Name : (6 characters min)

Choose your Password : (6 characters min)

Confirm Password : (6 characters min)

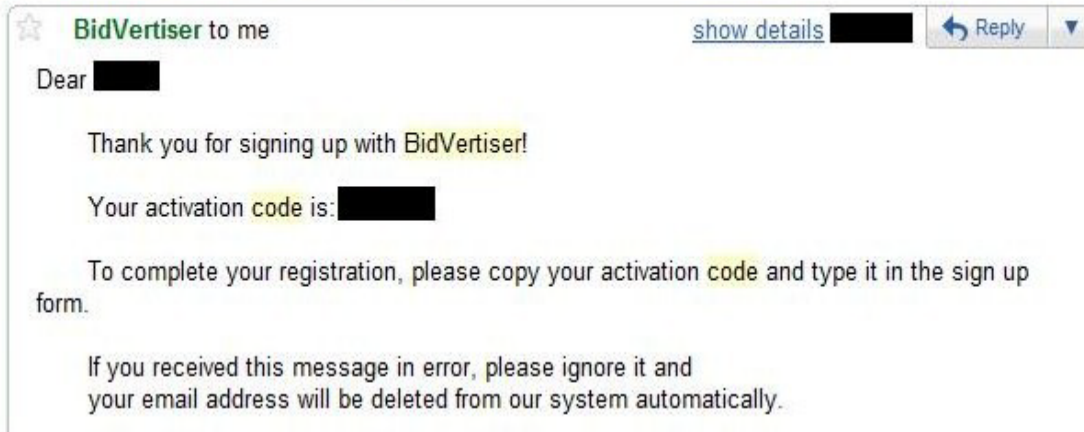
Activation

Click on the "Get Activation Code" button and an activation code will be sent to your email address.

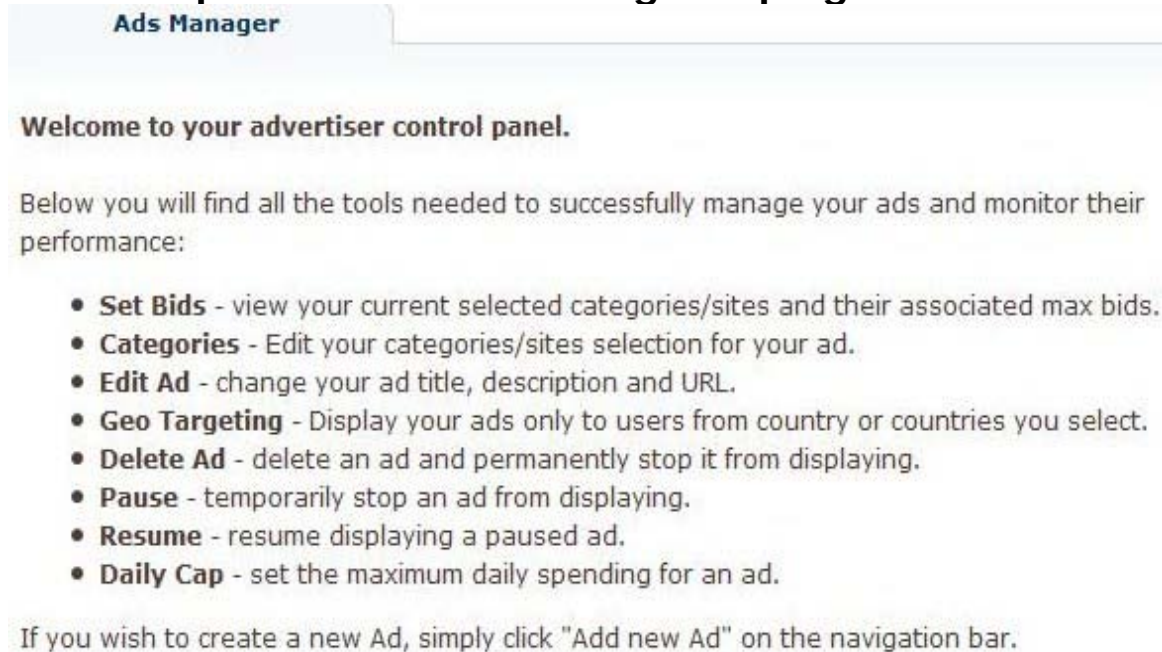
Copy your activation code from your email and type it here:

4. Activation code will be sent to your email address, copy and paste it in Bidvertiser and click continue:

BidVertiser Account Activation [REDACTED] | x



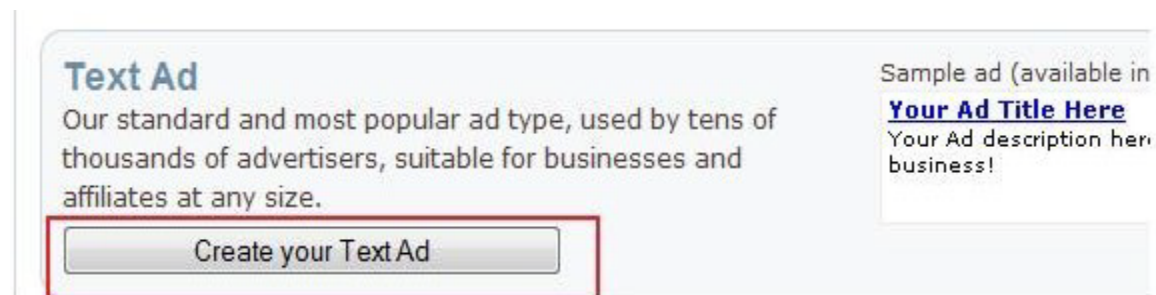
5. After joining go to 'Ads Manager' page and read these steps well before making campaign:

A screenshot of the 'Ads Manager' control panel. It features a header 'Ads Manager' and a welcome message: 'Welcome to your advertiser control panel.' Below this, it states: 'Below you will find all the tools needed to successfully manage your ads and monitor their performance:' followed by a bulleted list of tools: 'Set Bids', 'Categories', 'Edit Ad', 'Geo Targeting', 'Delete Ad', 'Pause', 'Resume', and 'Daily Cap'. At the bottom, it says: 'If you wish to create a new Ad, simply click "Add new Ad" on the navigation bar.'

6. Go to Ads Center, Add New Ad:



7. Click **Create Your Text Ad**, Click **Computer & Internet** → Home Business & Get Paid To Surf/Read (You could also select 'Jobs Careers & Work here), then click Done selecting:



Browse Categories

Target your ads by selecting categories relevant for your business:

- To choose a category, mark the check box next to it.
- To view sub-categories and sites, click the "+" sign.
- When you are done, click "Done Selecting".

Already Selected
1 Category
[Change Selection](#)

Language Filter ?
English

- Business
 - Economics - (24 sites)
 - Heavy Industries & Engineering - (29 sites)
 - Jobs Careers & Work - (214 sites)
 - Real Estate - (76 sites)
 - Small Business Resources - (137 sites)
 - Trading, Export & Import - (56 sites)
- Computer & Internet
 - Advertising, Marketing & SEO - (429 sites)
 - Documentation & Training - (114 sites)
 - Hardware - (56 sites)
 - Home Business & Get Paid To Surf/Read... - (862 sites)
 - Multimedia & Graphic Design - (151 sites)

8. Click '862 sites' link and you can see 100s of sites (Surveys, PTCs, PTRs, Blogs, Traffic Exchanges, Forums etc.,) and also Impressions. Your Ad will be shown in all the sites 24x7.

9. Next, write the keywords shown below (Most Successful Keywords for PTC & PTRs), and for more keywords type a keyword and click 'Suggest More Keywords'

Keywords Targeting

Use the tool below to refine your categories selection with keywords targeting. Simply enter as many words or phrases as you like, one per line. For best results, make sure to use words related to what you sell.

To get more keywords ideas, use our keywords suggestion tool.

When done, click "Done Selecting".

Keywords List:
how to make money online free
paid to click
paid to read

Get more keywords:
Type a keyword and click below to get more keywords related to it.

10. Keywords List:

earn at home
earn extra cash
earn from home
earn money
earn money from home
extra income
extra money
fast cash
fast money
financial freedom
get rich
home based jobs
home based opportunities
home based opportunity
home based work
home job
home jobs
homebased business
homebusiness
homeworkers
homeworking
how to earn money
how to make money online
income from home
income opportunities
income opportunity
internet jobs

internet money
job at home
jobs at home
liberty league
make cash
make money
make money online
make money online free
making money
mlm business opportunity
mlm opportunities
money from clicking
money from clicks
money from home
network marketing
business
online business
online home business
online job
online jobs
online money
paid by clicking
paid to click
paid to read
quick money
residual income
retirement income
work at home
work from home

work online
workathome
workfromhome
working home

Successful keywords for PTC & PTR sites:

how to make money online
make money online
make money online free
online jobs
paid to click
paid to read

11. Select 'All Countries' and click next:

BidVertiser allows you to display your ads within a geographic range you determine. Highlight your desired countries and click show your ads only to users located anywhere in the country or countries you select.

The screenshot shows a web interface for selecting countries. On the left, under the heading "Available Countries", there is a scrollable list with "All Countries" at the top, followed by: UNITED STATES, CANADA, UNITED KINGDOM, AUSTRALIA, ALBANIA, ALGERIA, ARGENTINA, AUSTRIA, AZERBAIJAN, BAHRAIN, BANGLADESH, BELGIUM, BOLIVIA, BOSNIA AND HERZEGOVINA, BRAZIL, BRUNEI DARUSSALAM, and BULGARIA. In the center, there are two buttons: "Add >>" and "<< Remove". On the right, under the heading "Selected Countries", there is a scrollable list containing "All Countries". At the bottom, there are two buttons: "Back" and "Next". Red boxes highlight the "All Countries" option in the "Selected Countries" list and the "Next" button.

12. Done. Set Bids → \$0.05 (minimum) and up to \$0.10 (maximum). **Never Ever set >\$0.10.**

Category	Your Max Bid
Computer & Internet --> Home Business & Get Paid To Surf/Read...	\$ 0.05

13. How to Create Ad (Example): Fill like this for 'blog' and click next

Name your new ad:
 4/25 (Won't be seen by customers)

Title:
 21/25

Description line 1:
 28/35

Description line 2:
 24/35

Display URL ? :
 25/35

Target URL ? :

Ad Preview:

Join Paying Ptcs Free
 Make 1000s of \$ Monthly Free
 Only Instant Paying Ptcs
www.blogname.blogspot.com

14. Set Daily Budget to \$5 at beginning (you may increase at any time) and click Next

Set Your Daily Budget

By setting your Daily Budget, you can control your costs. Bidvertiser displays your ads : Budget. When the limit is reached, your ads will stop showing for that day. You may ch

Per your selection of categories and max bids, the recommended daily budget in order

Enter your daily budget: \$

15. Done. But your ads are now 'Offline' and 'Pending for approval'. Usually they will be approved in <24 hours.

Type	Identifier	Ad Language	Status	Impressions	Clicks	CTR	Cost
<input checked="" type="radio"/> Text	Ptcs	English	Offline	0	0	0.00%	\$ 0.00
<input type="radio"/> Text		English	Paused	0	0	0.00%	\$ 0.00
<input type="radio"/> Text		English	Offline				
Total : (3 records)							

Very Very Important: Set Your Daily Cap. Otherwise Bidvertiser will eat your balance. The daily cap is how much you spend for your ads from your daily budget.

16. Set Daily Cap: \$5 at beginning (you may increase at any time). If your daily budget is \$20 and your daily cap is \$5, your account will be debited only \$5 daily. If you set \$0, your account will be debited total \$20 of daily budget:

If you wish to

Ad Daily Cap

Daily Cap for Ad Identifier: Ptcs

By setting the Ad Daily Cap, you can control your daily spending for this ad. BidVe ad as often as possible while staying within your Daily Cap. When the limit is reached stop showing for that day.

Enter your Ad Daily Cap : \$

* If you wish to let your ad run with no limit, simply type in "0" (zero).

Date: This

Type
<input checked="" type="radio"/> Text
<input type="radio"/> Text
<input type="radio"/> Text

Total : (3 records)

17. Manage Funds: Click → Manage Ads → Add Funds → Credit Card → Security code (3 digit CVV code) → Send:

MANAGE ACCOUNT **ADS CENTER** MANAGE FUNDS REPORTS

Manage Ads Add New Ad Daily Budget **Performance Tracker**

Performance Tracker

The Bidvertiser Performance Tracker allows you to count how many of the clicks we are sending to your website are conversion signups, leads or any other user behavior you deem valuable. This valuable information will help you identify how effective and categories/sites you have selected.

To setup the Bidvertiser Performance Tracker, simply copy (Ctrl+C) and paste (Ctrl+V) the following HTML code to your order pages (usually the sales or sign-up confirmation page, also know as the "Thank you for your order" pages):

```
<SCRIPT LANGUAGE="JavaScript">
<!-- Bidvertiser Performance Tracker Code
var bdv_Performance_Ver = "1.0";
var bdv_AID = 101031342;
var bdv_protocol="http://";
if(location.protocol == "https:")
{
    bdv_protocol="https://";
}
```

Add a Gadget

Blogger: Blog Name - Add a Gadget - Mozilla Firefox

http://www.blogger.com/choose-gadget?blogID=3062518920317382656§ionId=sidebartop

HTML/JavaScript

Add third-party functionality or other code to your blog.

By Blogger

You will learn about how to make blog in the following pages...

Due to \$0.05 per click, you will get 20 clicks for \$1.

19. Conversions: Conversions are excellent. I got 2 to 3 referrals for Every \$1 spent for 'Neobux' and extra referrals for other PTCs also.

20. CPC: But it costs more if you go with only one PTC. That's why you have to go with more PTCs together. So that your advertising cost decreases and you will get

referrals for all your favourite PTCs also. **For this you need to have a blog (or website).**

21. How to Make 'Active' Referrals: For this also you need to have a blog (or website). So, **I strongly recommend creating a blog with all your PTCs.** If you have a blog, and if it is indexed in search engines like Google and Yahoo for your 'keywords', **you will get free traffic & free referrals also.** This is an additional advantage.

PTC REFERRAL SECRETS METHOD – II:

Click below for how to make a blog:

[How to Create a Blog with Blogger - Video Tutorial](#)

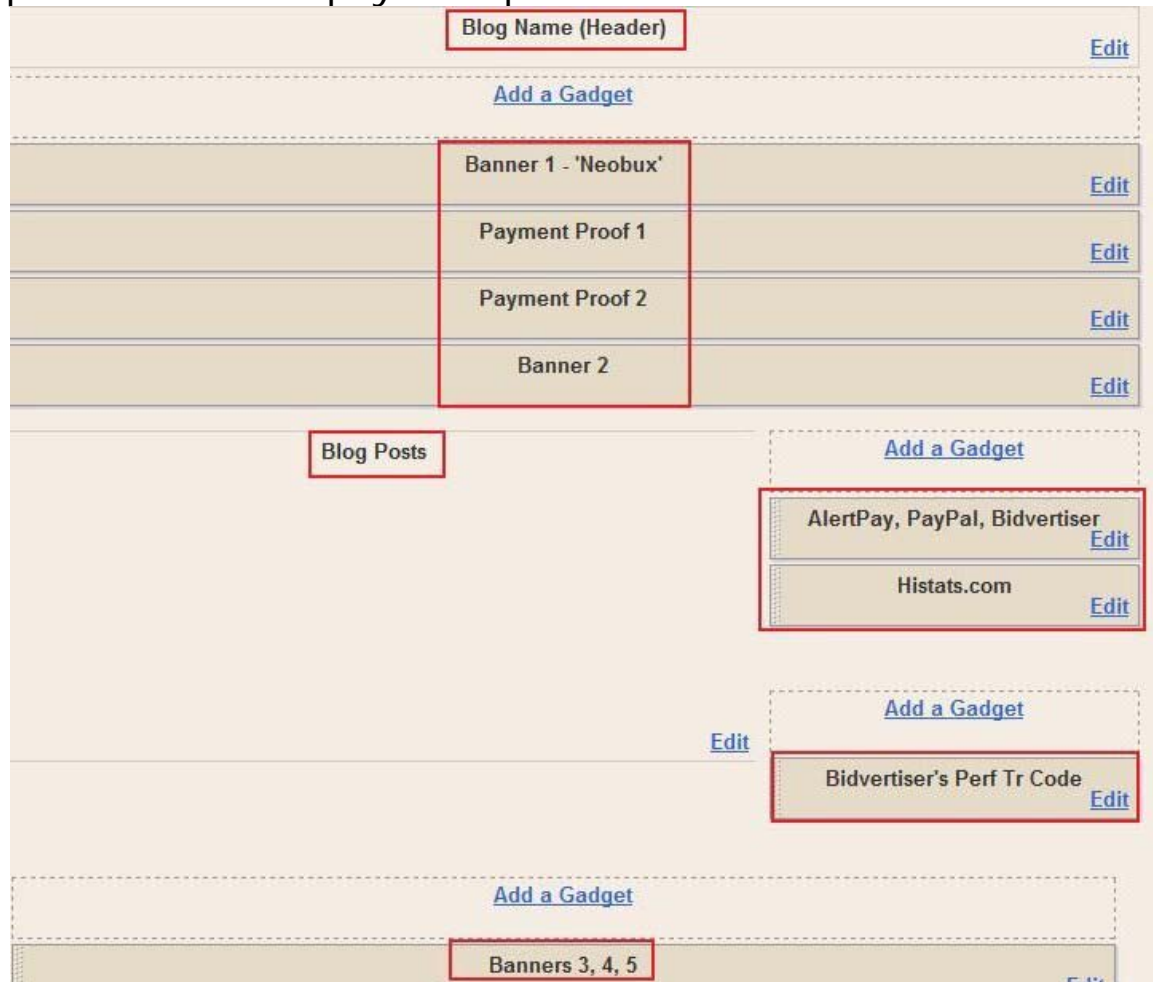
Or go to www.blogger.com and click 'Watch a video tutorial'



The image shows the Blogger homepage. At the top left is the Blogger logo. To the right is a sign-in section with the text "Sign in to use Blogger with your Google Account". Below this are input fields for "Username (Email):" and "Password: (?)", a "SIGN IN" button, and a "Remember me (?)" checkbox. Below the sign-in section is a large orange button that says "CREATE A BLOG". Underneath this button is the text "It's easy, and only takes a minute." To the left of the "CREATE A BLOG" button is the text "Create a blog. It's free." Below this text are two icons: one of a smartphone and one of a hand pointing at a screen. To the right of the smartphone icon is the text "Your blog. Share your thoughts, photos, and more with your friends and the world." To the right of the hand icon is the text "Easy to use. It's easy to post text, photos, and videos from the web or your mobile phone." To the right of the "CREATE A BLOG" button is a section titled "Learn more:" with three bullet points: "Take a quick tour", "Watch a video tutorial", and "Discover more features". Below these bullet points is a link to "Read Blogger Buzz".

Or search Google for 'how to make a blog with blogger?'

Example Blog → Killer Blog for 'Neobux' → After registering blogger, go to layout and put banners and payment proofs like this:



Banner 1 → Neobux Banner
 Payment Proof 1 → Neobux Payment Proof 1
 Payment Proof 2 → Neobux Payment Proof 2
 Banner 2 → Any Other PTC Banner
 Blog Posts → Content given in the next page
 Banner 3, 4, 5 (below) → Other Bux or PTC Banners
 Right side bar → Payment Processor's Banners (AlertPay, PayPal) (**And also Bidvertiser– Important**) or PTC Proofs or PTR links and site stats like histats.com and Bidvertiser's performance tracker code.

In my experience, 'top banners' got more referrals. Just rotate the top banners after getting sufficient referrals.

Important: You Must Put your affiliate links in every banner and payment proofs.

Don't put more than 5 PTC banners in blog, because overload kills your business and you won't get more referrals.

24. Post content about Neobux in 'New Post' (Blog Posts) → Click 'Publish' → You can change and add this for any PTC or Bux site since the concept is same.

25. Add Real Payment Proofs:

If your payment proof is like this in the blog, guess how many active members will you get?

	01-Oct-2009	Payment From	NeoBux	Completed	Details		\$10.17	\$0.00	\$10.17 USD
---	-------------	--------------	--------	-----------	-------------------------	--	---------	--------	-------------

Let's go for big payment proofs like these and guess how many active members will you get?

	Date	Type	Name/Email	Payment status	Details	Order status/Actions	Gross	Fee	Net amount
	17-Nov-2009	Payment From	NeoBux	Completed	Details		\$39.84	\$0.00	\$39.84 USD
	15-Nov-2009	Payment From	NeoBux	Completed	Details		\$83.45	\$0.00	\$83.45 USD
	12-Nov-2009	Payment From	NeoBux	Completed	Details		\$59.23	\$0.00	\$59.23 USD
	10-Nov-2009	Payment From	NeoBux	Completed	Details		\$52.69	\$0.00	\$52.69 USD
	08-Nov-2009	Payment From	NeoBux	Completed	Details		\$54.66	\$0.00	\$54.66 USD
	06-Nov-2009	Payment From	NeoBux	Completed	Details		\$51.57	\$0.00	\$51.57 USD

Payment Proofs definitely increases active referrals. You came here after seeing more proofs in the index page of referral-secrets.com.

Image or banner code for your blog:

```
<a href="TARGET URL">  
</a>
```

Just change:

1. TARGET URL — your referral id
2. IMAGE URL — your referral banner
3. WIDTH — the width of your banner, "468" for a Standard banner
4. HEIGHT — the height of your banner, "60" for a Standard banner

Example code for a 468x60 banners or image:

```
<a href="www.website.com">  
<img src=www.website.com/image.jpg  
Width="468" height="60" border="0"></a>
```

You can change the width (468) and/or height (60) for larger Banners or images.

Example → Killer Campaign Ad for 'Neobux' (Useful for Any PTC):

Name your new ad:
 4/25 (Won't be seen by customers)

Title:
 25/25

Description line 1:
 29/35

Description line 2:
 35/35

Display URL :
 25/35

Target URL :

Ad Preview:
[Get Paid Every 30 Seconds](#)
Paying Instantly Since 1 Year
\$0.02 Per Click, Join Free - Neobux
www.blogname.blogspot.com

I got 1000s of referrals for 'Neobux' on Auto-Pilot with this blog system from 'Bidvertiser'

YOUR HISTORY New direct referrals

[First] [Previous] Page 1 of 116 [Next] [Last]

- TODAY at 19:42**
You got a new Referral: **ko** [redacted]
He/She used the link with your username.
- TODAY at 10:05**
You got a new Referral: **si** [redacted]
He/She used the link with your username.
- TODAY at 09:50**
You got a new Referral: **ra** [redacted]
He/She used the link with your username.
- YESTERDAY at 15:28**
You got a new Referral: **ve** [redacted]
He/She used the link with your username.
- YESTERDAY at 13:13**
You got a new Referral: **ra** [redacted]
He/She used the link with your username.

116 x 25 (per page) = 2900 Direct Referrals for Neobux

Guess if 25% of them are active, the amount you invested in bidvertiser will be return back in few days.

100s of Active Referrals From Blog only:

Referral	Came from	Referral since	Last click	Clicks	Avg.	
1 nk		2008/09/30 05:19	Today	4412	8.859	\$
2 D3	o.com	2008/09/09 21:19	Today	3343	6.441	\$
3 da	cgspot.com	2009/01/17 18:28	Today	1959	5.036	\$
4 tar	cgspot.com	2009/04/12 18:37	Today	1773	5.832	\$
5 kv		2008/12/09 22:43	Today	1699	3.970	\$
6 aff	cgspot.com	2009/01/13 20:35	Today	1433	3.646	\$
7 D1	cgspot.com	2009/05/21 23:28	2009/12/22	1368	5.162	\$
8 glu	T	2009/06/11 02:37	Today	1343	5.504	\$
9 wc	cgspot.com	2009/04/02 15:15	Today	1321	4.207	\$
10 se	cgspot.com	2009/04/11 21:46	Today	1168	3.830	\$

And the above picture shows how many active referrals I am getting month after month from **blog only** for Neobux and I am still getting referrals daily even most of the PTCs are saturated for getting referrals.

And I also got 100s of referrals for Clixsense, GPT Bank, Wordlinx, PTRs, AlertPay, Bidvertiser and other PTCs.

Bidvertiser has affiliate program also which pays directly to PayPal account:

Bidvertiser's secret:

If you have no money to invest, don't worry, Bidvertiser **allows multiple accounts**. So, you will get \$20 in free clicks for every account. But going with only one account is always safe and recommended for all your campaigns for multiple benefits like affiliate commissions and good campaigns.

Make More Money By Disconnecting Internet?

(from blog 'KrisMainieri')

We spend a good 70% of our time online majoring in minor things – like checking our stats, email, skype, forums etc... When I had no internet, I remember driving home and thinking of everything I wish I could do if I wish. I even listed them in order of importance and created a clear action plan, can you guess what happened after I Connect Internet again?

Yes, MASSIVE ACTION!

Follow the steps below **EXACTLY** and I guarantee you'll get clear on what your priorities are and you'll make MASSIVE progress!

Here's your action plan (you might want to write this down):

#1 - Completely disconnect your internet modem/router from it's power source.

#2 - Do absolutely *NOTHING* PC related for at least 1 hr.... trust me on this... it's important! (This includes using your phone browser).

#3 - After backing off for a minimum of 1 hr, this should give you some stuff to think about in your business... write down the 4 most absolutely critical actions you need to get done but have been putting off.

#4 – Write under each item a quick 5-step action plan for getting this thing done. Keep it simple.

#5 – When and ONLY when you're 100% clear and focused on what needs to be done, then connect your internet.

#6 – Rinse and repeat! One you learn how to distinguish play time and work time is when you'll start working in a whole different level.

Try it out and see how this work for you!

Must Have Products For Your Internet Marketing Success:

\$7 Secrets – **This report is really a must have.** This guy **(Don Morris)** shows how he made \$3,000 in only 7 days by selling a simple 30-page Report. **This is a low-cost revolution.** The cost of this report is only \$7, but its value is priceless.

If you have no copy of this, I think you are loosing money.

To visit the "\$7 Secrets" site, click on the link below:

[7DollarSecrets](#)

If you think that this eBook was helpful in any way,

and you want to join a very good money making website, please sign up using my banner.

Thank you in advance. I really appreciate your kindness.



Conclusion:

Well, that brings us to an end of this report. You have in your hands an amazing technique to get active direct referrals for any PTC. The system works and can make you a **rich man**. Just follow the steps outlined in this report down to the last letter.

Once again, here are the steps involved:

1. Join Bidvertiser.
2. Make one blog and put all your favourite PTCs with payment proofs.
3. Create active campaign at Bidvertiser and make Attractive Killer Ad.
- 4. Monitor campaign daily, takes <5 minutes.**
5. Watch getting active direct referrals daily on Auto-Pilot 24x7, those make you more real money.
6. Promote PTC Referral Secrets and make instant money.

That's it, you are Done!

Here's to Your Success,
PTC Referral Secrets, Free eBook